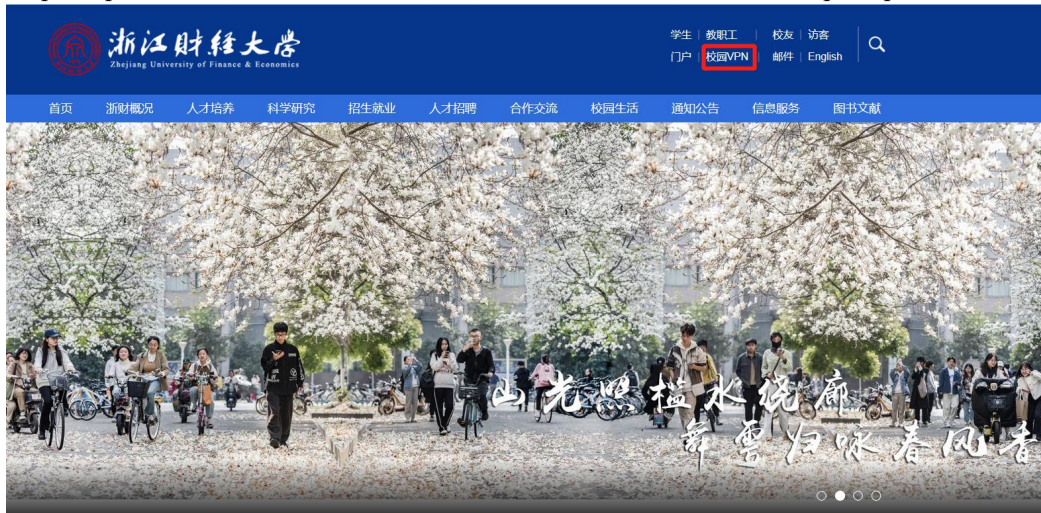


### 1、打开链接，点击校园 VPN

Step 1: open the link <https://www.zufe.edu.cn/> , then click campus vpn



### 2、点击免插件版 WebVPN

Step 2: Click no plug-in WebVPN

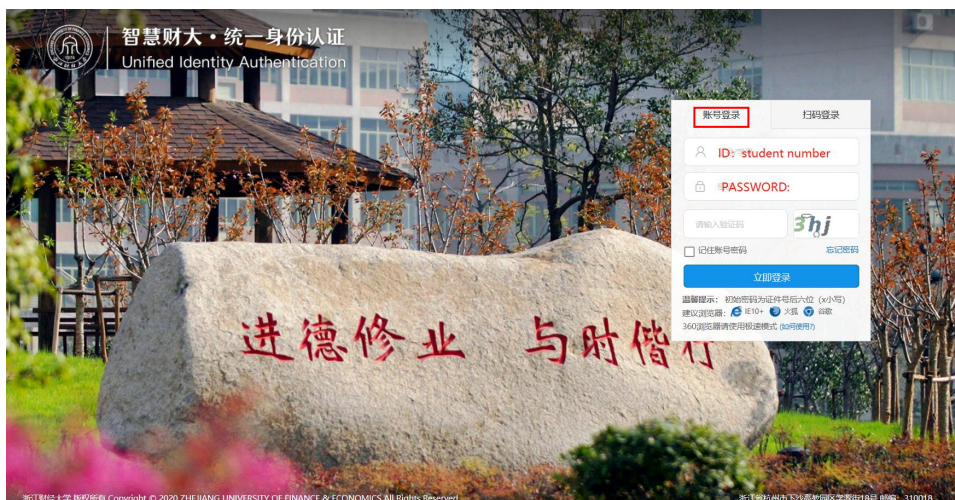


### 3、使用账号密码或者微信扫码登入

Step 3: Log in using the account password or wechat scan code


#### 1) 账号登入：输入学号和密码，验证码（系统默认）

Account login: enter the student number and password, verification code (system default)



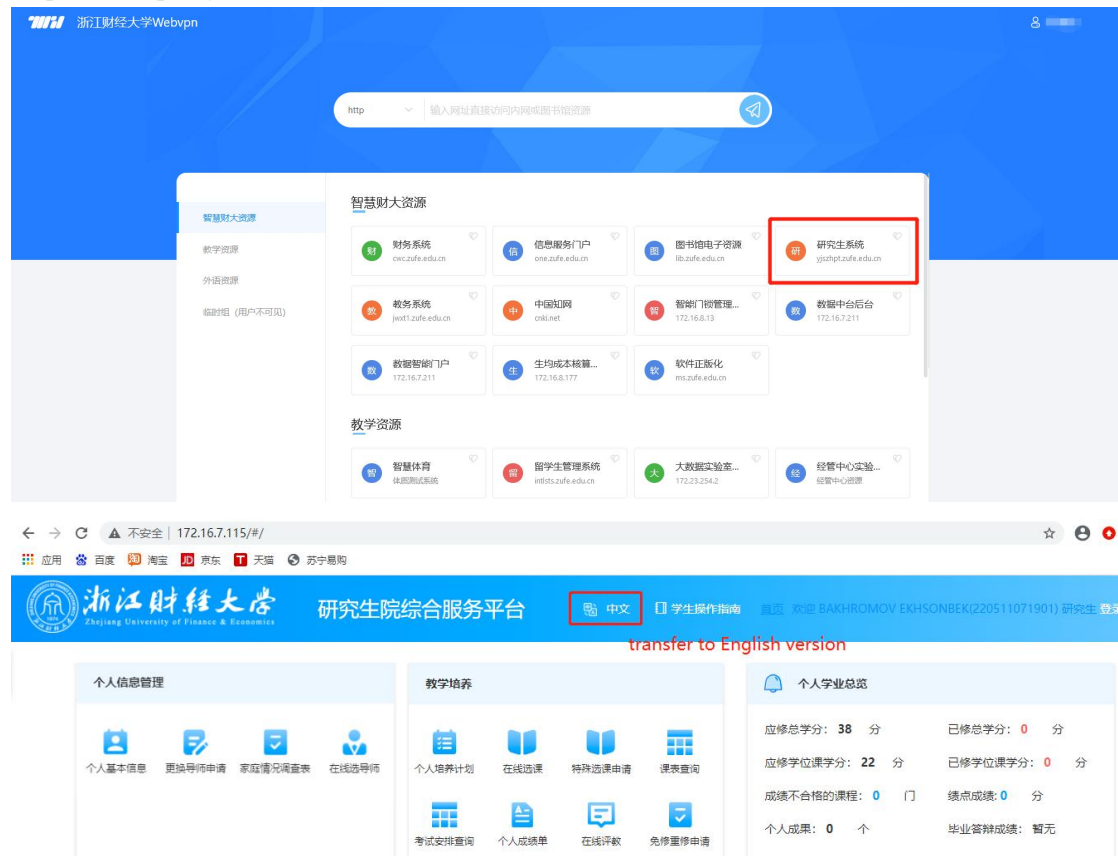
2) 扫码登入: 微信扫码登入 (点击扫码登入)

Scan code login: wechat scan code login (Click scan code login)



4、点击研究生系统

Step 4: Click postgraduate system



Personal Information Management

- Personal Basic Information
- Application for Change of...
- Family Background...
- Online Supervisor...

Educational Development

- Personal Development...
- Online Course Selection
- Cross-grade application
- Class Schedule Query
- Class Schedule Query
- Personal Transcripts
- Online Teaching...
- Applications for Exempti...

Personal Academic Overview

General Credits Required: 38 Total Credits Taken: 0  
Credits for Degree Courses Required: 22 or Degree Courses Ta  
Unqualified Courses: 0 绩点成绩: 0  
个人成果: 0 Thesis Defense Score: None